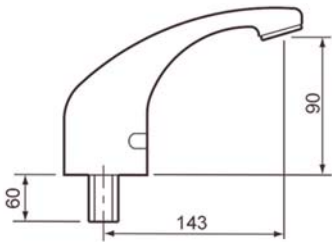




*Classic Tap with
Chrome Finish*

D010
Classic Tap

Fixing 3/4" BSP



Classic Tap

Simple and robust, this traditionally designed tap is manufactured from chrome plated heavy brass, and incorporates our own award-winning DVS Micro-electronic technology.

Suitable for many locations including hotels, educational establishments, hospitals and doctors surgeries, airports, utility washrooms, public conveniences and semi-industrial locations, the Classic tap is very reliable - and very effective.

Other Classic Finishes Available

Subject to availability and lead times. Please check with sales office.



*Classic Tap with
Black Finish*



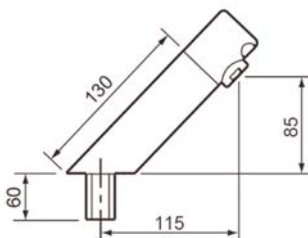
*Classic Tap with
Rosa Finish*



*Classic Tap with
Satin Finish*



A45 tap available in
Polished or Brushed finish.



D670/45
Aquarius
DM-A45 Tap

Fixing 3/4" BSP

A45 Tap

Incorporating a modern and simple design, the A45 tap ensures the ultimate in hygiene for the most discerning of clients.

The A45 is manufactured from stainless steel, and with a solid 38mm stainless steel ingot for the head assembly. Standard finish for this tap is brushed, but polished is available as an extra.

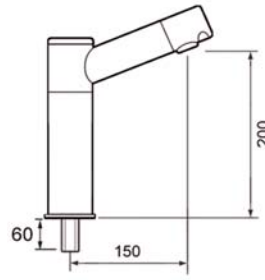
Perfect for all applications where hygiene is paramount, the A45 is suitable for areas including food manufacturing plants, abattoirs, hospitals, surgeries, restaurants, residential and care homes, supermarkets and hotels. The robust design and build design quality also makes it ideal for heavy industrial applications.



Pillar Tap

Incorporating a modern long-reach design, this robust and high quality tap provides great appearances as well as superior hygiene control.

This tap has standard heights and reaches, however, the advantage of the Pillar tap is that its design allows for several measurement modifications at an extra cost.



Pillar tap available in Chrome finish.



*D670/PILLAR
Pillar Tap*

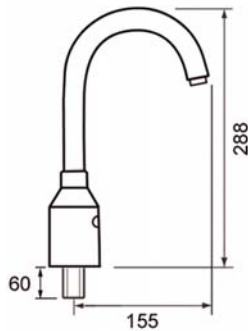
Fixing 3/4" BSP

High Neck Tap

This heavy duty automatic tap is suitable for laboratories, educational establishments, hotels, veterinary surgeries, hospitals, dental surgeries, residential and care homes, supermarkets and food dispensing outlets.



High Neck tap available in Chrome finish.



*D013
High Neck Tap*

Fixing 3/4" BSP

Retro Fit Tap & Shower Sensors


DVS also supply a complete range of modular tap sensors to fulfill the requirements of any customer. These sensors can be fitted retrospectively to existing water dispensing facilities or can be incorporated into new build installations.

Either way, our sensors offer a cost-effective solution which are easy to install and will enhance both the look and the operation of any installation.



*D102/SH Domed Shower
Sensor with D102/38
Bezel and Oval Back Plate*

Fixing 3/8" BSP



B Type Sensor

D Type Sensor

E Type Sensor

